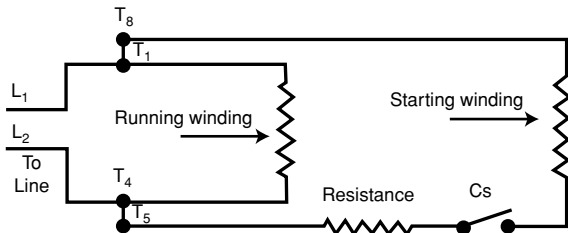




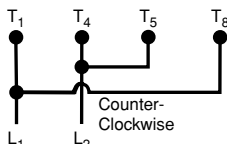
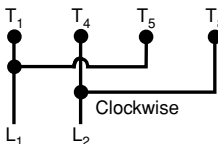
SINGLE-PHASE MOTORS

Split-Phase—Squirrel Cage

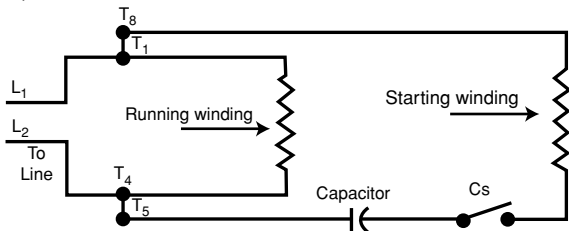
A. Resistance Start:



Centrifugal switch (CS) opens after reaching 75% of normal speed.



B. Capacitor Start:



Note:

1. A resistance start motor has a resistance connected in series with the starting winding.
2. The capacitor start motor is employed where a high starting torque is required.